

APPLICATIONS

Powerchairs / home mobility equipment
Scooters, 3- and 4 wheels
Cleaning Machines
Personal Carriers
Utility Vehicles

SPECIFICATIONS

Nominal Voltage		12V
Nominal capacity @20 hour rate		30Ah
Capacity at 25°C	10 hour rate	28Ah
	5 hour rate	25Ah
	1 hour rate	17Ah
Shelf time @20°C up to 70%	in months	12
Internal resistance (at 1 KHz)		approx. 13,1 mΩ
Operating temperature for (dis)charge		-15°C to + 40°C

DIMENSIONS

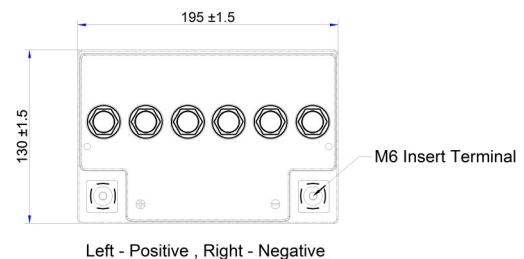
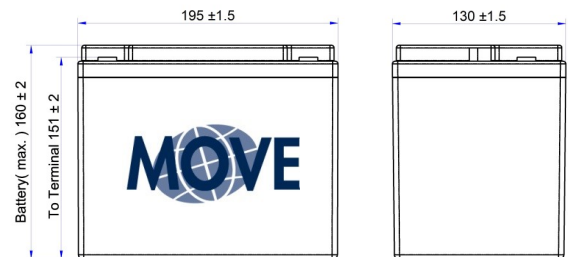
Dimensions LxWxH (T) in mm	196x131x151 (160)
Weight	10,5kg (±2%)
Electrolyte	Sulfuric Acid Thixotropic GEL
Case and cover	ABS
Terminal	Female M6
Torque setting (recommended)	M6: 5 Nm
Maximum allowable torque value	M6: 7 Nm

CHARGING

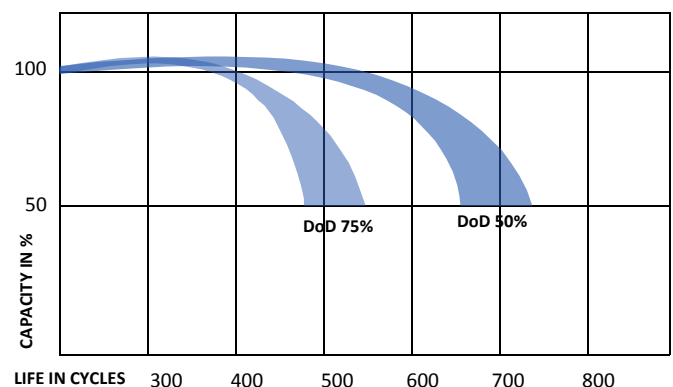
Charging Voltage cycle use 14,4 to 15 Volt
Float charge Voltage 13,5 to 13,8 Volt
Charging current, minimum 3A - maximum 6A

CYCLE LIFE

To maximize the cycle life of the battery, we recommend to charge the battery fully after use. The total life of the battery, is very dependant on the correct charge and depth of discharge per cycle.



BATTERY LIFE UNDER CYCLIC USE



* Cycle life is measured with a discharge current 0,2C, charged 16h and rest capacity of 2/3 Cn